

Hassle Free Clinic

66 Gerrard Street East, Suite 200

Toronto, Ontario M5B 1G3

[hasslefreeclinic.org](http://hasslefreeclinic.org)

*Free*

**ANNUAL REPORT 2019 & 2020**

# Hassle Free Clinic

Annual Report Contact:

[elmer@hasslefreeclinic.org](mailto:elmer@hasslefreeclinic.org)

Published: Dec 2021

Produced by Elmer Bagares with many contributors

In March of every year our editor-in-chief gathers the information needed for the previous year's Annual Report. In 2020, this process was interrupted when COVID-19 hit. We have therefore put together this statistics-only Annual Report for 2019 and 2020. The two-year comparison demonstrates the sharp decline in service levels as we navigated the pandemic.

In 2019, our course was steady; we were at in-clinic capacity, and involved in outreach services, research and community initiatives. When the first stay-at-home order was issued in March 2020, all but one of the sexual health clinics run by Toronto Public Health were closed as their staff were re-deployed. The other two community-based clinics (IWHC and BCSH Centre) stayed open. A few HF staff and physicians went 'above and beyond' to keep our clinic open for urgent contraceptive and STI concerns. We offered appropriate video and telephone physician and counsellor services. Our support workers pivoted to on-line sessions and were busier than ever.

The clinic's role during this time was filling the gap created by the restriction of services usually provided in person by family doctors or other clinics, and keeping people out of over-stressed ERs. Offsite testing and volunteer programs were suspended. We moved to pre-booked appointments and for the first time since 1985, opened with all-gender hours.

Our administrative staff person and IT support team worked quickly and throughout to adapt to changes in billing, communications, etc., and our Financial Manager continued to ensure our fiscal health.

As the pandemic shifted, clinic staff returned and we were gradually able to expand hours and services. During this time, we adjusted with full-time screeners and staff working hard to secure PPE and other supplies to keep everyone safe. We returned to women/trans and men/trans full-time hours in July of 2021.

Many of the COVID-necessitated changes are still in place. We continue to work by appointment, triage patients and follow all COVID safety protocols. Due to demand, we have expanded to see people for more routine matters, though not at pre-pandemic volumes. We are now gradually re-starting our outreach testing programs.

We are grateful to all staff and physicians for their dedication and flexibility in this evolving situation. We would particularly like to thank those who worked to keep the clinic open in those first months. In addition, we thank our Board of Directors for their unwavering support as we navigate this new reality.

Leo Mitterni  
Jane Greer

## TOTAL OVERALL VISITS

	2019		2020	
	SEXUAL HEALTH VISITS	HIV VISITS	SEXUAL HEALTH VISITS	HIV VISITS
<b>WOMEN &amp; TRANS CLINIC</b>	7,612	1,493	4,429	637
<b>MEN &amp; TRANS CLINIC</b>	17,161	8,438	8,580	3,170
<b>TOTAL FOR THE YEAR</b>	24,773	9,931	13,009	3,807
<b>TOTAL VISITS FOR THE ENTIRE CLINIC BY YEAR</b>	34,704		16,816	

<b>MAKING THE LINKS</b>	<b>2019</b>	<b>2020</b>
<b>PREVENTION</b>	94	56
<b>HIV AFTERCARE</b>	89	52
<b>TOTAL FOR THE YEAR</b>	183	108

<b>SUPPORT PROGRAM FOR WOMEN/TRANS WOMEN LIVING WITH HIV</b>	<b>2019</b>	<b>2020</b>
<b>NUMBER OF CLIENTS</b>	152	93
<b>TOTAL FOR BOTH YEARS</b>	294	

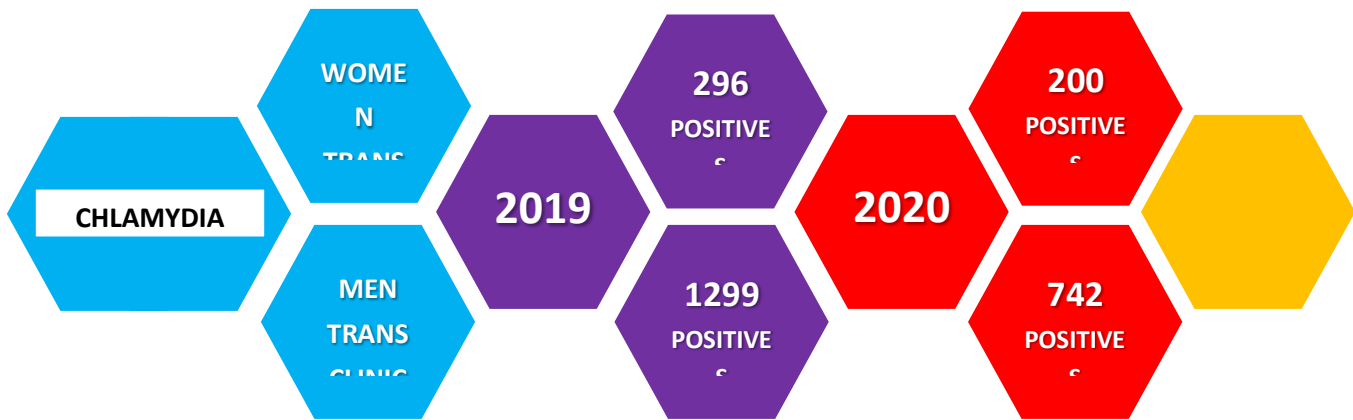
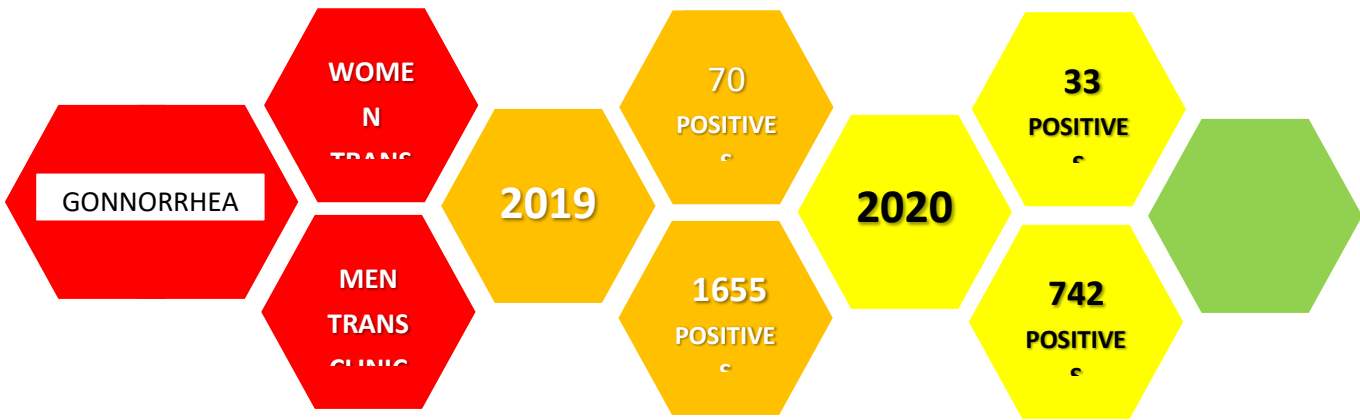
## HIV ANONYMOUS HIV TESTING – 2019

SITE	TOTAL VISITS	TOTAL POC TESTS		TOTAL P24Ag TESTS		CONFIRMATORY TESTS		STANDARD TESTS	
		NEG	POS	NEG	POS	NEG	POS	NEG	POS
W/T	1367	NEG	1178	NEG	15	NEG	13	NEG	51
		IND	0	IND	1	IND	0	IND	1
		POS	16	POS	1	POS	3	POS	0
		TOTAL	1194	TOTAL	17	TOTAL	10	TOTAL	52
M/T	5965	NEG	5755	NEG	269	NEG	0	NEG	207
		POS	51	POS	0	POS	51	POS	3
		TOTAL	5806	TOTAL	269	TOTAL	51	TOTAL	210
ET	2171	NEG	2154	NEG	26	NEG	0	NEG	1
		POS	14	POS	0	POS	10	POS	0
		TOTAL	2168	TOTAL	26	TOTAL	10	TOTAL	1
BATHS	302	NEG	296	NEG	1	NEG	0	NEG	0
		POS	6	POS	0	POS	3	POS	0
		TOTAL	302	TOTAL	1	TOTAL	3	TOTAL	0
W/T Off site	126	NEG	126	NEG	0	NEG	0	NEG	0
		POS	0	POS	0	POS	0	POS	0
		TOTAL	126	TOTAL	0	TOTAL	0	TOTAL	0

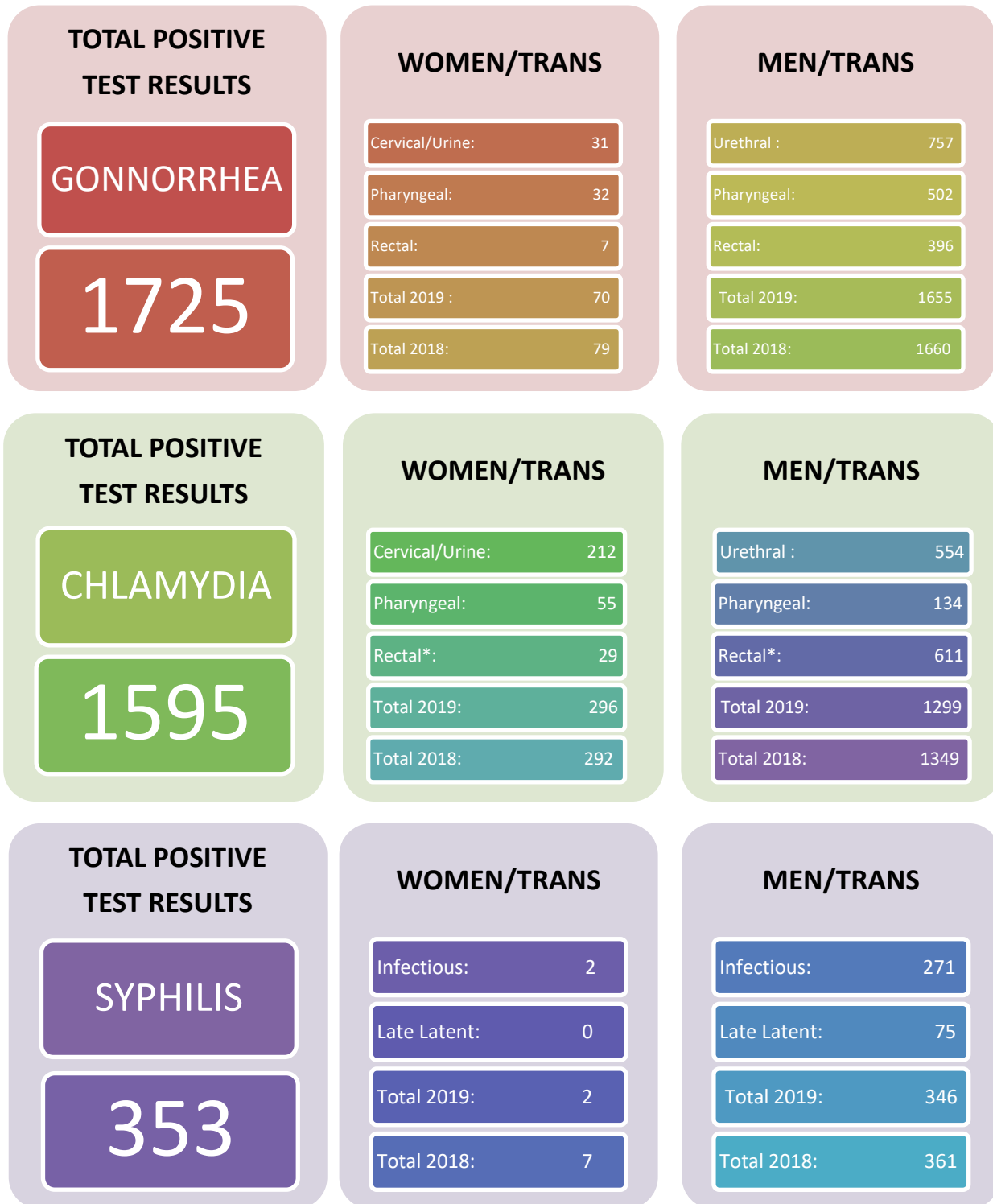
## HIV ANONYMOUS HIV TESTING – 2020

SITE	TOTAL VISITS	TOTAL POC TESTS		TOTAL P24Ag TESTS		CONFIRMATORY TESTS		STANDARD TESTS	
		NEG	POS	NEG	POS	NEG	POS	NEG	POS
W/T	624	NEG	598	NEG	10	NEG	0	NEG	2
		POS	0	POS	0	POS	0	POS	0
		TOTAL	598	TOTAL	10	TOTAL	0	TOTAL	2
M/T	2705	NEG	2640	NEG	65	NEG	0	NEG	7
		POS	34	POS	0	POS	33	POS	2
		TOTAL	2671	TOTAL	65	TOTAL	33	TOTAL	9
ET	416	NEG	408	NEG	6	NEG	1	NEG	0
		POS	2	POS	0	POS	0	POS	0
		TOTAL	410	TOTAL	6	TOTAL	1	TOTAL	0
BATHS	49	NEG	49	NEG	0	NEG	0	NEG	0
		POS	0	POS	0	POS	0	POS	0
		TOTAL	49	TOTAL	0	TOTAL	0	TOTAL	0
W/T Off site	13	NEG	13	NEG	0	NEG	0	NEG	0
		POS	0	POS	0	POS	0	POS	0
		TOTAL	13	TOTAL	0	TOTAL	0	TOTAL	0

## POSITIVE STI TEST RESULTS YEARLY COMPARISON



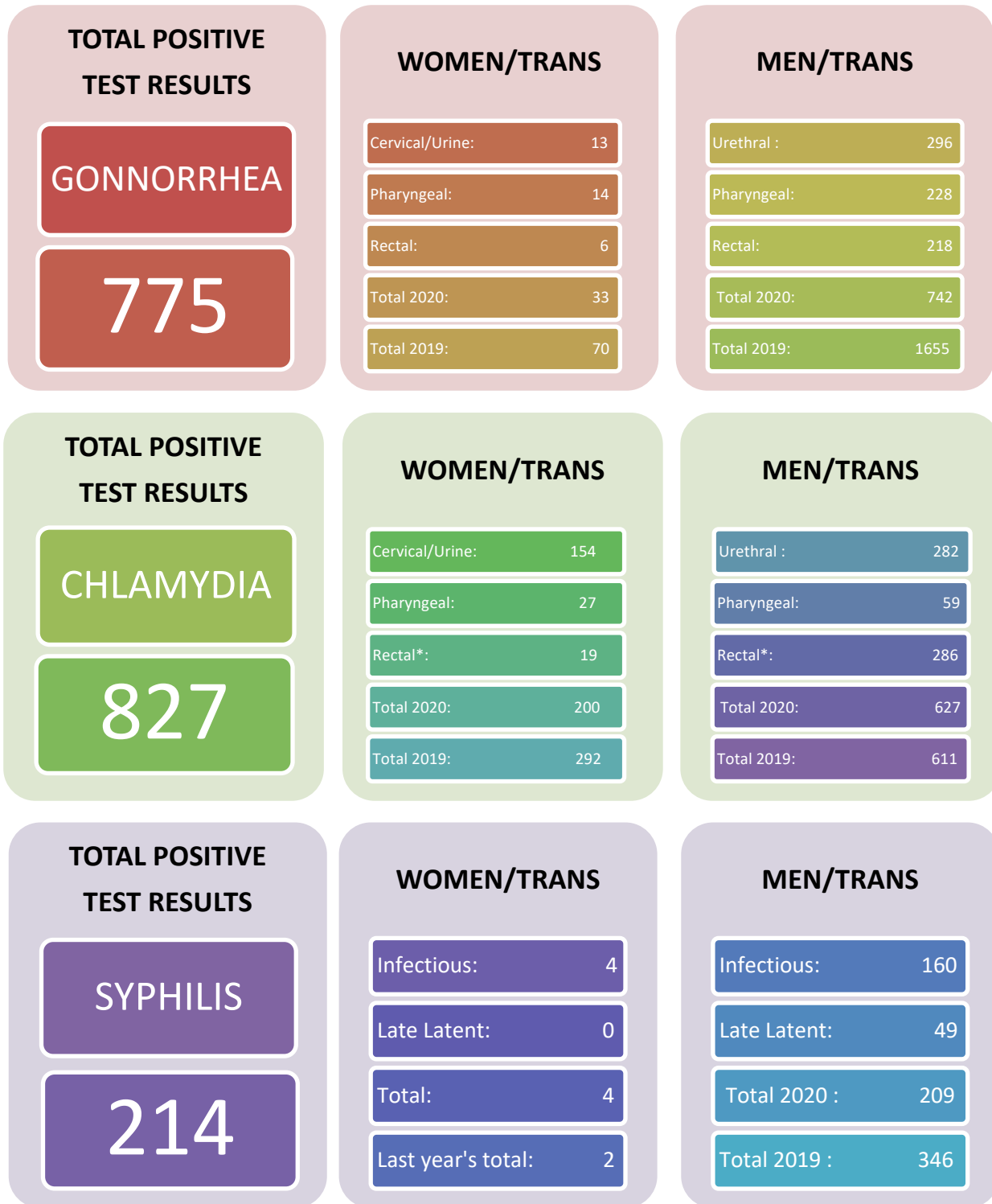
## 2019 POSITIVE TEST RESULTS



\* All Rectal Chlamydia is processed for LGV

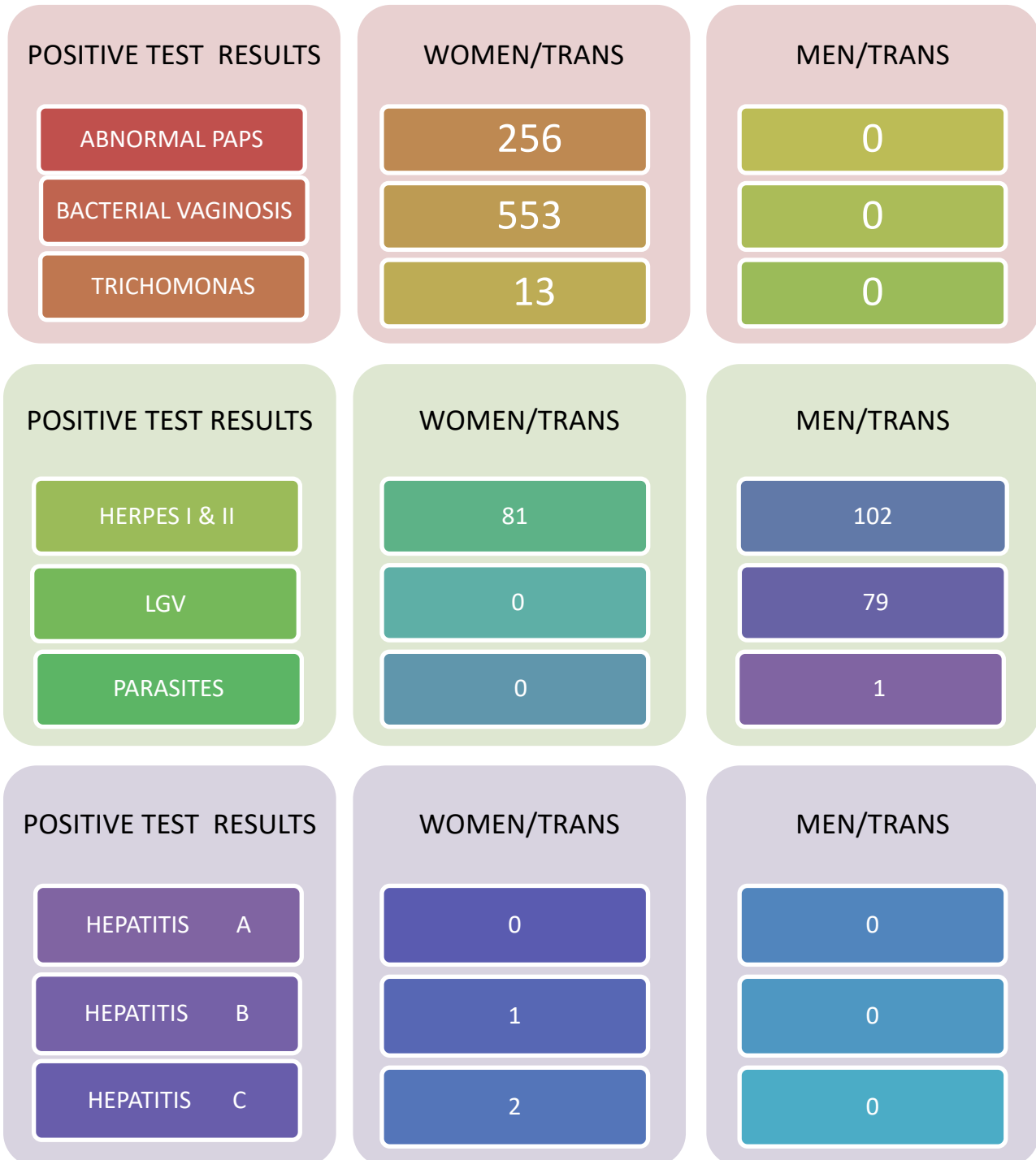


## 2020 POSITIVE TEST RESULTS



\* All Rectal Chlamydia is processed for LGV

## 2019 POSITIVE TEST RESULTS



\* All Rectal Chlamydia is processed for LGV

## 2020 POSITIVE TEST RESULTS

